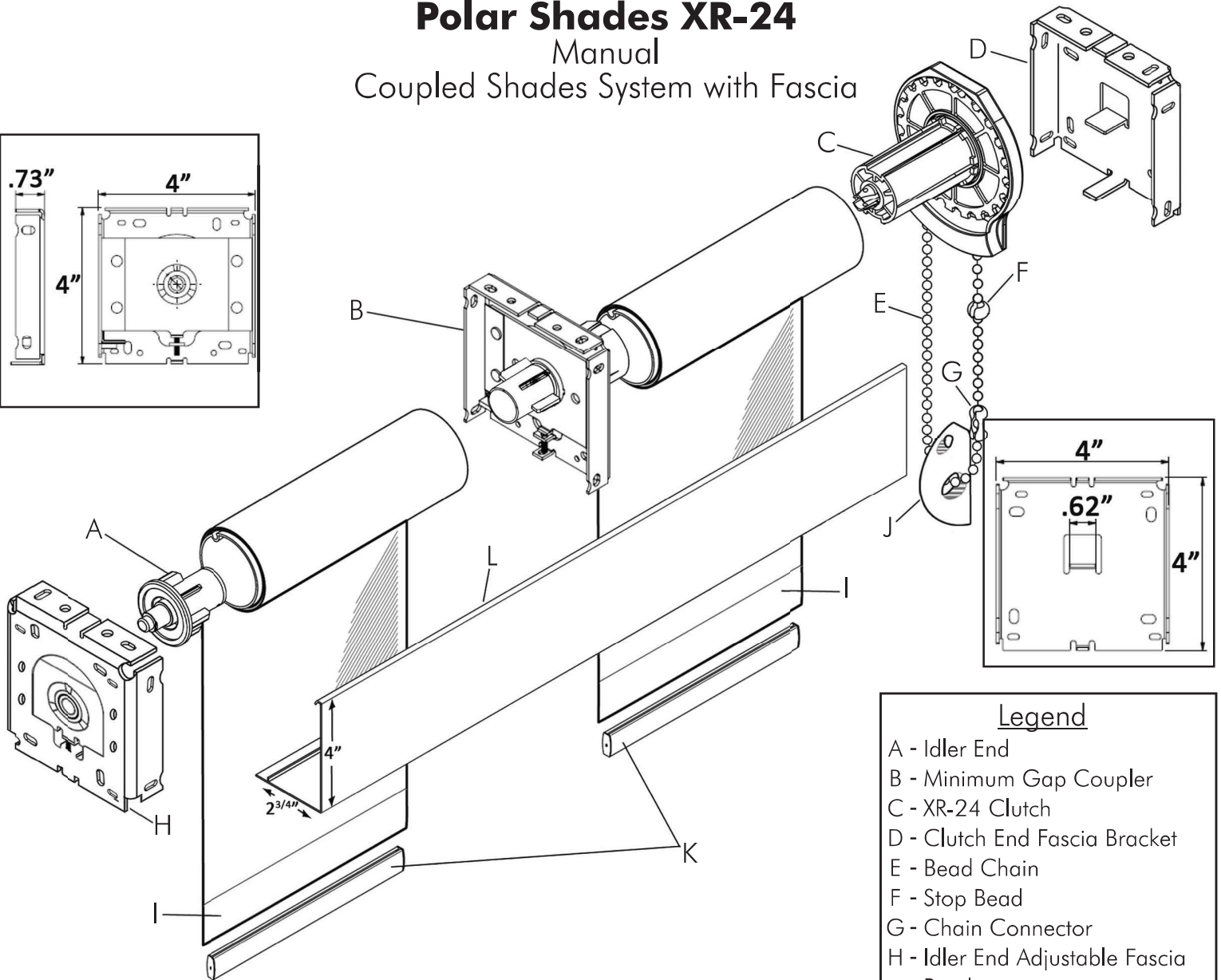
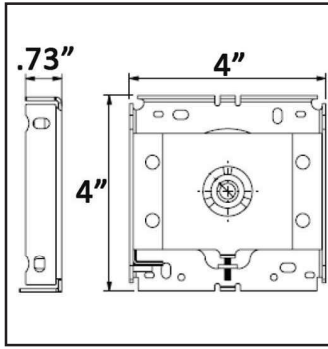


Polar Shades XR-24

Manual

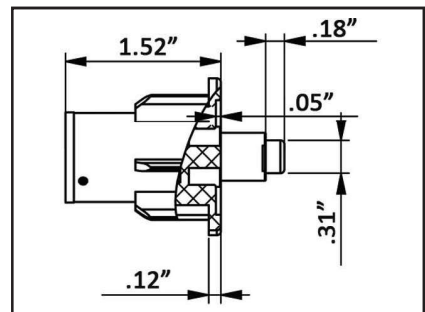
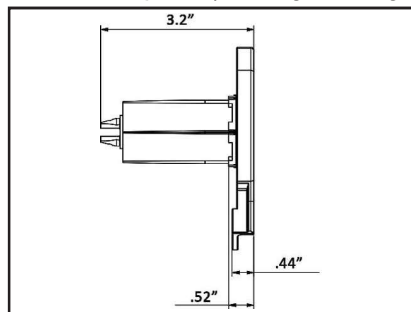
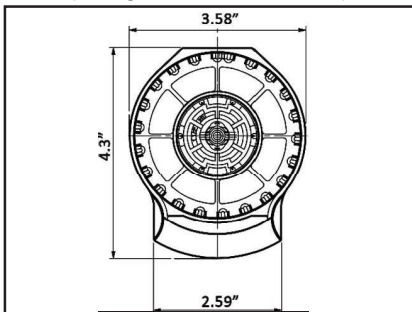
Coupled Shades System with Fascia



Legend

- A - Idler End
- B - Minimum Gap Coupler
- C - XR-24 Clutch
- D - Clutch End Fascia Bracket
- E - Bead Chain
- F - Stop Bead
- G - Chain Connector
- H - Idler End Adjustable Fascia Bracket
- I - Impulse Welded Hem Pocket
- J - Chain Tensioner
- K - Optional External Hem Bar
- L - Fascia

- ☼ Hem Bar is extruded aluminum and completely enclosed in an Impulse Welded Hem Pocket. Optional External Hem Bar is available.
- ☼ Clutch design includes a metal roller bearing and stainless steel shims.
- ☼ Adjustable spindle enables bottom bar alignment.
- ☼ The number of shade bands is based on shade size and fabric selection.
- ☼ Edge gap is 5/8" on clutch and idle end. Center gap is 1 1/16".
- ☼ Two or more individual shades can be connected and operated by a single clutch mechanism.
- ☼ Optional spring assist reduces pull force, allowing easy lifting of larger shades.



Out with the old, In with the View!

877-260-6110

POLAR SHADES®
sun control

polarshade.com

5520 Stephanie Street • Las Vegas, NV 89122 • info@polarshade.com